

MIC-3001

4U CompactPCI® Enclosure with 8/14-slot 3U Backplane



Features

- Eight, fourteen 3U CompactPCI® slots
- Easy installation: rackmount or panelmount
- Hot swap compliant backplane
- Hot swap fan tray module
- Optional fault detection and alarm notification
- Logic Ground and Chassis Ground can be isolated or common

Introduction

The MIC-3001/8 is a 4U-size enclosure with eight 3U CompactPCI slots for rack or panel mounting. Its flexible modular design allows users to configure for a variety of applications. Reserved space in Device Bay can be used to install peripherals such as 3.5" HDD, or a CD-ROM drive.

The 3U size 8, 14-slot backplane of the MIC-3001 series supports 32-bit operation. The backplane complies with the PICMG 2.1 Hot-Swap Specification, and you can build easy-to-maintain systems with hot-swappable CompactPCI boards and software.

A 1U-high fan module provides forced cooling air into the system. Two 113-CFM high-speed fans are mounted in a hot-swap tray directly underneath the card slots. The fan's tachometer output enables the alarm module to monitor the speed of the fans, and a protective circuit has been designed into the fan backplane to reduce spikes and noise during hot-swapping. This design allows replacement of fans without turning the system off.

Specifications

Backplane

- **Slots** MIC-3001AR/8-A, MIC-3001HR/8-A: 8
MIC-3001CR/14-A: 14
- **Bus** 32-bit/33 MHz
- **Vio Voltage** 3.3 V/5 V (short-bar selectable)

Device Bay

- **HDD or CD-ROM** Yes

Cooling

- **Fan** MIC-3001AR/8-A, MIC-3001HR/8-A: 2 (2 *113 CFM)
MIC-3001CR/14-A: 3 (3 *113 CFM)

Power

- **Input**
MIC-3001AR/8-A: 90 ~ 132 V_{AC}/180 ~ 264 V_{AC} @ 47 ~ 63 Hz.
MIC-3001HR/8-A: 100 ~ 240 V_{AC} (With ±10% tolerance)
MIC-3001CR/14-A: 90 ~ 264 V_{AC} @ 47-63 Hz
- **Output**
MIC-3001AR/8-A: 400 W
MIC-3001HR/8-A: 300 W
MIC-3001CR/14-A: 250 W

Loading (A)

Model	Load	+3.3 V	+5 V	-5 V	+12 V	-12 V	+5 Vsb
MIC-3001AR/8-A	Max.	20	42	1	14	1	0.75
	Min.	0.2	2.5	0	0.5	0	0
MIC-3001HR/8-A	Max.	18	25	0.5	16	0.5	2
	Min.	1	3	0	2	0	0.1
MIC-3001CR/14-A	Max.	18	25	N/A	5	0.5	N/A
	Min.	0	0	0	0	0	0

Environment

- **Operating Temperature** 0~50° C (32 ~ 122° F)

- **Storing Temperature** -40 ~ 80° C (-40 ~ 176° F)
- **Storing Humidity** 10 ~ 90% @ 40° C, non-condensing

Physical

Model	MIC-3001/8	MIC-3001R series
Dimensions (W x H x D)	440 x 178 x 240mm	440 x 178 x 283mm
Weight	7 Kg (15.4lb)	MIC-3001AR/8: 10 kg (22 lb) MIC-3001HR/8: 11.5 kg (25.3 lb) MIC-3001CR/14: 12 kg (26.4 lb)

- **Operating Vibration** 1.0 Grms w/CF disk
0.5 Grms w/3.5" HDD
- **Shock** 10 G peak-to peak, 11ms duration

Reliability

- **MTBF (hours)** 71174 hours

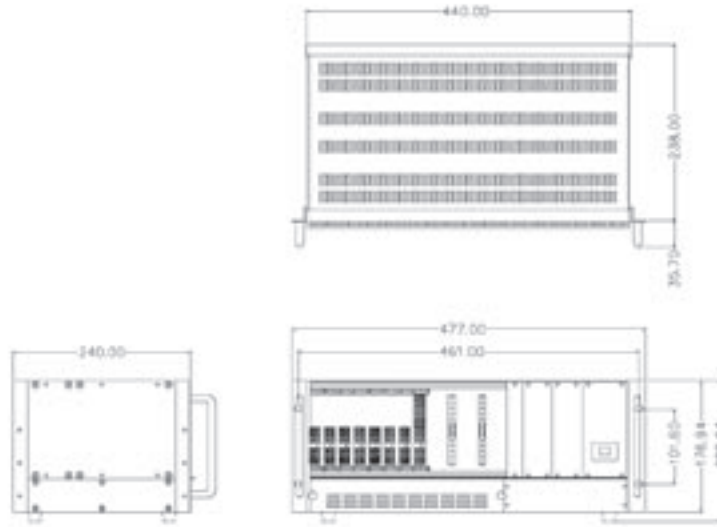
Compliance

- **PICMG Compliance** PICMG 2.0, R 2.1 CompactPCI Specification
PICMG 2.1, R 1.0 Hot Swap Specification


Ordering Information

- **MIC-3001/8** 4U CompactPCI chassis with 8-slot backplane, fan tray module, and AC ATX power supply
- **MIC-3001AR/8** 4U CompactPCI chassis with 8-slot backplane, fan tray module, rear I/O and AC ATX power supply
- **MIC-3001HR/8** 4U CompactPCI chassis with 8-slot backplane, fan tray module, rear I/O and AC ATX redundant power supply
- **MIC-3001CR/14** 4U CompactPCI chassis with 14-slot backplane, fan tray module, rear I/O and cPCI standard redundant power supply
- **9663300100** 3.5" FDD/HDD bracket accessory for MIC-3000 chassis
- **9663300101** 3U-4TE Blank Cover accessory for MIC-3000 chassis


Dimensions




Front View of MIC-3001/8 and MIC-3001R/8



Front View of MIC-3001CR/14



Front View of MIC-3001HR/8



Rear View of MIC-3001R/8

