

ACP-2000

2U Rackmount Chassis with Four 64/32-bit PCI Slots




Features

- Compact 2U-high rackmount chassis, ideal building block for business expansion
- Shock-resistant disk drive bay holds one slim CD-ROM and two 3.5" disk drives for data mirroring
- Front-accessible USB and PS/2 ports for easy data transfer
- Butterfly backplane design supports up to four 64/32-bit PCI cards
- Reserved 9-pin D-sub opening at rear for external COM or LAN connection
- Flexible mechanical design supports 300 W ATX PFC PS/2 power supply and 300 W ATX PFC redundant power supply
- Special in-chassis modular design allows users to maintain the system with minimum downtime

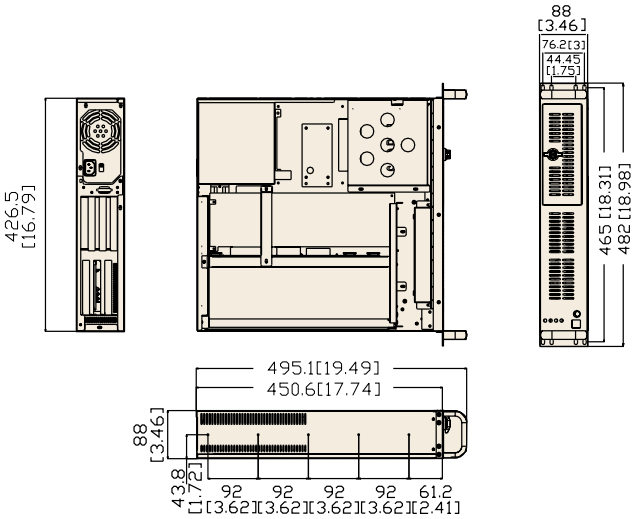


Specifications

Drive Bay	Slim CD-ROM	Front-accessible
	3.5"	1 2
Cooling	Fan	2 (47 CFM each)
	Air Filter	Yes
I/O Interface	USB	2 (front-accessible)
	PS/2	PS/2 Keyboard & mouse, or PS/2 keyboard only, depending on the enclosed CPU board
Miscellaneous	Rear Panel	Reserved one 9-pin D-sub opening
	Slide Rail	General Devices (http://www.generaldevices.com/) C-300 series supported (not included)
Environment	Temperature	Operating: 0 ~ 40° C (32 ~ 104° F) Non-Operating: -20 ~ 60° C (-4 ~ 140° F)
	Humidity	10 ~ 85 % @ 40° C, non-condensing 10 ~ 95 % @ 40° C, non-condensing
	Vibration (5-500 Hz)	0.5 Grms 2 G
	Shock	10 G (with 11 ms duration, half sine wave) 30 G
	Acoustic Noise	Less than 52 dB sound pressure at 5 ~ 28° C (41 ~ 82° F)
	Altitude	0 to 3,048 m (0 ~ 10,000 ft)
Physical Characteristics	Dimensions (W x H x D)	482 x 88 x 450 mm (19" x 3.46" x 17.7")
	Weight	13.5 kg (29.7 lb)



Dimensions




Unit: mm (inch)

Power Supply Options

Part Number	Watt	Input	Specifications				MTBF
			Output	Mini-load	Safety		
PS-300ATX-ZB (ATX, PFC)	300 W	AC 100 ~ 240 V (full-range)	+5 V @ 30 A, +3.3 V @ 28 A +12 V @ 15 A, -12 V @ 0.8 A -5 V @ 0.3 A, +5 Vsb @ 2 A	+5 V @ 0.1 A +3.3 V @ 0.3 A	UL/TUV/CB/CCC	100,000 hours @ 25° C	
RPS-300ATX-Z (ATX, PFC)	300 W	AC 100 ~ 240 V (full-range)	+5 V @ 25 A, +3.3 V @ 18 A +12 V @ 16 A, -12 V @ 1.5 A -5 V @ 0.5 A, +5 Vsb @ 2 A	+5 V @ 3 A +3.3 V @ 1 A +12 V @ 2 A +5 Vsb @ 0.1 A	UL/TUV/CB/CCC	100,000 hours @ 25° C	
PS-300ATX-DC48 (ATX)	300 W	DC -48 V	+5 V @ 30 A, +3.3 V @ 28 A +12 V @ 15 A, -12 V @ 0.8 A -5 V @ 0.3 A, +5 Vsb @ 2 A	+5 V @ 0.3 A +3.3 V @ 0.3 A +12 V @ 0.2 A	UL/TUV/CB/CCC	100,000 hours @ 25° C	

Accessories


Part Number	Description
SCD-ROM	Black slim-type 24X CD-ROM drive with 40-pin IDE connector
SDVD-CDRW	Black slim-type 8X DVD + 24X CD-RW with 40-pin IDE connector
96FDD-144-TE-B	Black 3.5" FDD
199900630	Fan filter 162 x 54 x 5 mm
199902K000	Door filter



- Alarm board
- Hold-down brackets for both SBC and full-length cards
- Butterfly backplane design supports 3-slot or 4-slot PCI expansion

Ordering Information

Part Number	Power Supply	Backplane	Regulation
ACP-2000P3-00X	Without power supply, with ATX switch	PCA-6106P3V-0B1	None
ACP-2000P3-30Z	PS-300ATX-ZB	PCA-6106P3V-0B1	CE
ACP-2000P3-30R	RPS-300ATX-Z	PCA-6106P3V-0B1	CE
ACP-2000P4-00X	Without power supply, with ATX switch	PCA-6105P4V-0B2	None
ACP-2000P4-30Z	PS-300ATX-ZB	PCA-6105P4V-0B2	CE
ACP-2000P4-30R	RPS-300ATX-Z	PCA-6105P4V-0B2	CE



- Redundant power supply
- Special modular design allows users to maintain the system with minimum downtime